

89° 42' 20"

91° 33' 20"

86° 04' 34"

183 54 04

88 95 58

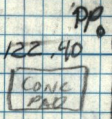
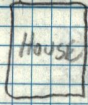
540 00 16

T @ SW COR SEC 5

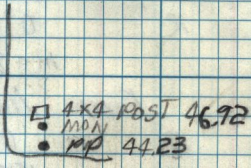
BS W 1/4 COR SEC. 5

X RT WC = 31° 35' 48"

WC = 146° 43' 49"

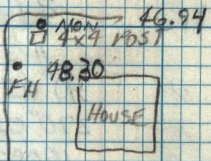
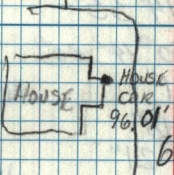


5100 N



WEBER CO.  
1961

4000 So.



65'

6 | 5  
7 | 8